UNITED STATES
SECURITIES AND EXCHANGE COMMISSION
WASHINGTON, D.C. 20549

FORM 8-K

CURRENT REPORT

Pursuant to Section 13 or 15(d) of the Securities Exchange Act of 1934

Date of Report (Date of earliest event reported): November 04, 2026

Sight Sciences, Inc.

(Exact name of Registrant as Specified in Its Charter)

Delaware	**001-40587**	**80-0625749**
(State or Other Jurisdiction of Incorporation)	**(Commission File Number)**	**(IRS Employer Identification No.)**

4040 Campbell Avenue **Suite 100** **Menlo Park, California** **(Address of Principal Executive Offices)**	**94025** **(Zip Code)**

Registrant's Telephone Number, Including Area Code: 877 266-1144

N/A
(Former Name or Former Address, if Changed Since Last Report)

Check the appropriate box below if the Form 8-K filing is intended to simultaneously satisfy the filing obligation of the registrant under any of the following provisions:

☐ Written communications pursuant to Rule 425 under the Securities Act (17 CFR 230.425)

☐ Soliciting material pursuant to Rule 14a-12 under the Exchange Act (17 CFR 240.14a-12)

☐ Pre-commencement communications pursuant to Rule 14d-2(b) under the Exchange Act (17 CFR 240.14d-2(b))

☐ Pre-commencement communications pursuant to Rule 13e-4(c) under the Exchange Act (17 CFR 240.13e-4(c))

Securities registered pursuant to Section 12(b) of the Act:

Title of each class	**Trading Symbol(s)**	**Name of each exchange on which registered**
Common Stock, $0.001 par value per share	SGHT	The Nasdaq Global Select Market

Indicate by check mark whether the registrant is an emerging growth company as defined in Rule 405 of the Securities Act of 1933 (§ 230.405 of this chapter) or Rule 12b-2 of the Securities Exchange Act of 1934 (§ 240.12b-2 of this chapter).

Emerging growth company ☒

If an emerging growth company, indicate by check mark if the registrant has elected not to use the extended transition period for complying with any new or revised financial accounting standards provided pursuant to Section 13(a) of the Exchange Act. ☐

Item 2.02 Results of Operations and Financial Condition

On November 4, 2026, Sight Sciences, Inc. (the "Company") issued a press release announcing its financial results for the quarter ended September 30, 2026 and raising its revenue guidance for the year ending December 31, 2026. A copy of the press release is furnished as Exhibit 99.1 to this Current Report on Form 8-K (this "Current Report").*

Item 7.01 Regulation FD Disclosure

On November 4, 2026, the Company posted an investor presentation to its website at https://investors.sightsciences.com/. The Company expects to use the investor presentation, in whole or in part, and possibly with modifications, in connection with presentations to investors, analysts, and others. A copy of the investor presentation is furnished as Exhibit 99.2 to this Current Report.*

Item 9.01 Financial Statements and Exhibits

(d) Exhibits

Exhibit No.	**Description**
99.1	Earnings Press Release dated November 4, 2026
99.2	Sight Sciences Presentation dated November 4, 2026
104	Cover Page Interactive Data File, formatted in Inline XBRL.

* The information provided in Item 2.02, Item 7.01, Exhibit 99.1 and Exhibit 99.2 of this Current Report shall not be deemed "filed" for purposes of Section 18 of the Securities Exchange Act of 1934, as amended (the "Exchange Act"), or otherwise subject to the liabilities of that Section, nor shall it be deemed to be incorporated by reference into any filing of the Company under the Securities Act of 1933, as amended, or the Exchange Act, whether made before or after the date hereof, regardless of any general incorporation language in such filing, except as otherwise expressly set forth by specific reference in such filing.

SIGNATURES

Pursuant to the requirements of the Securities Exchange Act of 1934, the registrant has duly caused this report to be signed on its behalf by the undersigned thereunto duly authorized.

Sight Sciences, Inc.

Date: November 4, 2026

By: /s/ James Rodberg
James Rodberg
Chief Financial Officer
(Principal Financial and Accounting Officer)

Exhibit 99.1

Sight Sciences Reports Third Quarter 2026 Financial Results and Raises Full-Year 2026 Revenue Guidance

MENLO PARK, Calif., November 4, 2026 (GLOBE NEWSWIRE) -- Sight Sciences, Inc. (Nasdaq: SGHT) (Sight Sciences or the Company), an eyecare technology company focused on developing and commercializing innovative, interventional technologies intended to transform care and improve patients' lives, today reported financial results for the third quarter ended September 30, 2026.

Recent Financial and Business Highlights

- Record revenue of $24.9 million in the third quarter of 2026, a 25% increase compared to $19.9 million in the third quarter of 2025.
- Interventional Glaucoma (IG) revenue of $21.0 million, a 7% increase compared to $19.7 million in the third quarter of 2025.
- Record Interventional Dry Eye (IDE) revenue of $3.9 million, a significant increase compared to $0.2 million in the third quarter of 2025, and a 45% increase compared to $2.7 million in the second quarter of 2026.
- Cash and cash equivalents totaled $77.4 million as of September 30, 2026. Cash usage was $2.4 million in the third quarter of 2026, down 74% compared to the same period in the prior year.
- Launched its OMNI® Ultra Surgical System (OMNI Ultra), an expansion of its pioneering ab interno canaloplasty platform, at the American Academy of Ophthalmology (AAO) annual meeting.

"We delivered another strong quarter with 25% total revenue growth, record IDE revenue, continued IG revenue growth, and a significant reduction in cash burn. These results demonstrate increasing adoption of our technologies, disciplined execution across our organization, and our growing impact on patients with glaucoma and dry eye disease," said Paul Badawi, Co-Founder and CEO of Sight Sciences. "With IG strengthening our foundation and IDE rapidly developing into a meaningful growth driver, we are demonstrating the strength of our interventional eye care platform and the significant opportunity ahead. We remain focused on expanding the adoption of our technologies and advancing interventional eye care for the customers and patients we serve."

Third Quarter 2026 Financial Results

Revenue for the third quarter of 2026 was $24.9 million, an increase of 25% compared to the same period in the prior year. IG revenue was $21.0 million, an increase of 7% compared to the same period in the prior year. IDE revenue was $3.9 million, compared to $0.2 million in the same period in the prior year.

Gross profit for the third quarter of 2026 was $21.4 million compared to $17.2 million in the same period in the prior year. Gross margin for the third quarter of 2026 was 86%, in-line with the prior year period. IG gross margin was 87%, in-line with the prior year period. IDE margin was 79%, up from 38% in the same period in the prior year.

Total operating expenses were $27.5 million in the third quarter of 2026, representing a 10% increase compared to $25.1 million in the same period in the prior year. Research and development expenses were $2.7 million in the third quarter of 2026 compared to $3.4 million in the same period in the prior year, representing a 19% decrease. Selling, general, and administrative expenses were $24.8 million in the third quarter of 2026, compared to $21.8 million in the same period in the prior year, representing a 14% increase. Adjusted operating expenses[1,2] were $24.0 million in the third quarter of 2026, a 21% increase compared to the same period in the prior year.

Net loss was $6.8 million, a 17% improvement from $8.2 million in the same period in the prior year. Net loss per share was $0.12, compared to $0.16 in the third quarter of 2025.

Cash and cash equivalents totaled $77.4 million and total debt was $40.0 million (excluding unamortized discount and debt issuance costs) as of September 30, 2026, compared to $79.8 million and $40.0 million, respectively, as of June 30, 2026. Cash used in the third quarter of 2026 totaled $2.4 million, a 74% decrease compared to $9.1 million in the third quarter of 2025.

2026 Financial Guidance
Sight Sciences raised its revenue guidance for full year 2026 to range from $92 million to $93 million, representing year-over-year growth of 19% to 20%, versus prior revenue guidance of $88 million to $92 million. This revenue guidance includes Interventional Glaucoma revenue of $80 million to $81 million, representing growth of 6% to 7%, and Interventional Dry Eye revenue of approximately $12 million, compared to the previous range of $9 million to $11 million and compared to $1.6 million in 2025.

The Company maintained its full year 2026 adjusted operating expenses[1,3] guidance to range from $92 million to $94 million, representing an increase of 5% to 7% compared to 2025.

[1] "Adjusted operating expenses" is a financial measure not prepared in accordance with generally accepted accounting principles in the United States ("GAAP", and is referred to as a "non-GAAP financial measure"). "Adjusted operating expenses" is calculated as operating expenses less stock-based compensation expense, depreciation and amortization, restructuring and organizational transition costs, and other one-time costs.
[2] A reconciliation of the non-GAAP financial measure to the most directly comparable GAAP financial measure has been provided in the table titled "GAAP to Non-GAAP Reconciliation" attached to this press release.
[3] Consistent with Securities and Exchange Commission ("SEC") regulations, the Company has not provided a reconciliation of forward-looking non-GAAP financial measures to the most directly comparable GAAP financial measures in reliance on the "unreasonable efforts" exception set forth in the applicable regulations, because there is substantial uncertainty associated with predicting any future adjustments that may be made to the Company's GAAP financial measures in calculating the non-GAAP financial measures.

Non-GAAP Financial Measures
Adjusted operating expenses, a non-GAAP financial measure, is presented in this press release to provide information that may assist investors in understanding the Company's financial and operating results. The Company believes this non-GAAP financial measure is an important performance indicator because it excludes items that are unrelated to, and may not be indicative of, the Company's core financial and operating results. This non-GAAP financial measure, as calculated, may not necessarily be comparable to similarly titled measures of other companies and may not be an appropriate measure for comparing the performance of other companies relative to the Company. This non-GAAP financial measure is not intended to represent, and should not be considered to be a more meaningful measure than, or an alternative to, measures of operating performance as determined in accordance with GAAP. To the extent the Company utilizes such non-GAAP financial measure in the future, it expects to calculate it using a consistent method from period to period. A reconciliation of adjusted operating expenses to the most directly comparable GAAP financial measure has been provided in the table titled "Non-GAAP to GAAP Reconciliation" attached to this press release.

Conference Call
Sight Sciences' management team will host a conference call today, November 4, 2026, beginning at 1:30 p.m. Pacific Time / 4:30 p.m. Eastern Time. Investors interested in listening to the conference call may do so by accessing a live and archived webcast of the event at www.sightsciences.com, on the Investors page in the News & Events section.

About Sight Sciences
Sight Sciences is an eyecare technology company focused on developing and commercializing innovative and interventional solutions intended to transform care and improve patients' lives. Using minimally invasive or non-invasive approaches to target the underlying causes of the world's most prevalent eye diseases, Sight Sciences seeks to create more effective treatment paradigms that enhance patient care and supplant conventional outdated approaches. The Company's OMNI® Surgical System is an implant-free, minimally invasive glaucoma surgery technology indicated in the United States to reduce intraocular pressure in adult patients with primary open-angle

glaucoma. The OMNI Surgical System is CE Marked for the catheterization and transluminal viscodilation of Schlemm's canal and cutting of the trabecular meshwork to reduce intraocular pressure in adult patients with open-angle glaucoma. Glaucoma is the world's leading cause of irreversible blindness. The SION® Surgical System is a bladeless, manually operated device used in ophthalmic surgical procedures to excise trabecular meshwork. The Company's TearCare® System is 510(k) cleared in the United States for thermal-activated gland expression therapy that improves meibomian gland function in adult patients with evaporative dry eye disease due to meibomian gland dysfunction (MGD), when used in conjunction with manual expression of the meibomian glands, enabling clearance of gland obstructions by physicians to address the leading cause of dry eye disease.

Visit www.sightsciences.com for more information.

Sight Sciences and TearCare are trademarks of Sight Sciences registered in the United States. OMNI and SION, and the Sight Sciences logo are trademarks of Sight Sciences registered in the United States, European Union and other territories.

© 2026 Sight Sciences. All rights reserved.

Forward-Looking Statements
This press release, together with other statements and information publicly disseminated by the Company, contains certain forward-looking statements within the meaning of Section 27A of the Securities Act of 1933, as amended, and Section 21E of the Securities Exchange Act of 1934, as amended. The Company intends such forward-looking statements to be covered by the safe harbor provisions for forward-looking statements contained in the Private Securities Litigation Reform Act of 1995 and includes this statement for purposes of complying with these safe harbor provisions. Any statements made in this press release or during the earnings call that are not statements of historical fact, including statements about our beliefs and expectations, are forward-looking statements and should be evaluated as such. Forward-looking statements include, but are not limited to, statements concerning: the Company's Q4 and full year 2026 financial guidance; the strength of our interventional eye care platform and the significant opportunity ahead; our goal to expand the adoption of our technologies and advancing interventional eye care for the customers and patients we serve; market acceptance of our products; our ability to achieve our business strategy and objectives; our ability to make interventional eye care the new standard of care; and our ability to create long-term value for our stockholders.

These statements often include words such as "anticipate," "expect," "suggests," "plan," "believe," "intend," "estimates," "targets," "projects," "should," "could," "would," "may," "will," "forecast" and other similar expressions. We base these forward-looking statements on our current expectations, plans and assumptions we have made in light of our experience in the industry, as well as our perceptions of historical trends, current conditions, expected future developments and other factors we believe are appropriate under the circumstances at such time. Although we believe these forward-looking statements are based on reasonable assumptions at the time they are made, you should be aware that many factors could affect our business, results of operations and financial condition, including without limitation changes to reimbursement coverage or payment decisions or reimbursement rates for our products; pricing pressure or changes in market share resulting from the evolving competitive landscape; the impact of tariffs on our products and the medical device industry generally; and disruptions to or increased costs associated with our supply chain, including as a result of having a limited number of suppliers. Should our underlying assumptions prove incorrect, actual results may differ materially from those expressed in the forward-looking statements. These statements are not guarantees of future performance or results. These forward-looking statements are subject to and involve numerous risks, uncertainties and assumptions, including those discussed under the caption "Risk Factors" in our filings with the SEC, as may be updated from time to time in subsequent filings, and you should not place undue reliance on these statements. These cautionary statements are made only as of the date of this press release. We undertake no obligation to update or revise any forward-looking statements, whether as a result of new information, future events or otherwise, except as required by applicable law.

Investor contact:
Philip Taylor
Gilmartin Group
415.937.5406
Investor.Relations@Sightsciences.com

Media contact:
pr@SightSciences.com

SIGHT SCIENCES, INC.
Condensed Consolidated Balance Sheets (Unaudited)
(in thousands, except share and per share data)

	September 30, 2026	December 31, 2025
Assets		
Current assets:		
Cash and cash equivalents	$ 77,402	$ 91,965
Accounts receivable, net of allowance for credit losses of $183 and $234 at September 30, 2026 and December 31, 2025, respectively	13,380	9,745
Inventory, net	6,502	7,767
Prepaid expenses and other current assets	4,186	3,257
Total current assets	101,470	112,734
Property and equipment, net	1,711	1,610
Operating lease right-of-use assets	1,077	438
Other noncurrent assets	690	518
Total assets	$ 104,948	$ 115,300
Liabilities and stockholders' equity		
Current liabilities:		
Accounts payable	$ 2,782	$ 1,343
Accrued compensation	6,483	6,074
Accrued and other current liabilities	4,809	3,610
Short-term debt, net	6,063	—
Total current liabilities	20,137	11,027
Long-term debt, net	34,966	40,300
Other noncurrent liabilities	708	31
Total liabilities	55,811	51,358
Commitments and contingencies		
Stockholders' equity:		
Preferred stock, par value $0.001 per share; 10,000,000 shares authorized; no shares issued and outstanding as of September 30, 2026 and December 31, 2025	—	—
Common stock, par value $0.001 per share; 200,000,000 shares authorized; 55,219,266 and 53,493,711 shares issued and outstanding as of September 30, 2026 and December 31, 2025, respectively	55	54
Additional paid-in-capital	458,041	448,611
Accumulated deficit	(408,959)	(384,723)
Total stockholders' equity	49,137	63,942
Total liabilities and stockholders' equity	$ 104,948	$ 115,300

SIGHT SCIENCES, INC.
Condensed Consolidated Statements of Operations and Comprehensive Loss (Unaudited)
(in thousands, except share and per share data)

	Three Months Ended September 30,		Nine Months Ended September 30,	
	2026	2025	2026	2025
Revenue	$ 24,923	$ 19,906	$ 68,010	$ 56,978
Cost of goods sold	3,503	2,709	8,237	8,100
Gross profit	21,420	17,197	59,773	48,878
Operating expenses:				
Research and development	2,706	3,352	7,763	12,169
Selling, general and administrative	24,842	21,750	74,438	70,139
Total operating expenses	27,548	25,102	82,201	82,308
Loss from operations	(6,128)	(7,905)	(22,428)	(33,430)
Investment income	692	965	2,111	3,139
Interest expense	(1,312)	(1,306)	(3,869)	(3,853)
Other income (expense), net	(51)	(2)	1	(118)
Loss before income taxes	(6,799)	(8,248)	(24,185)	(34,262)
Provision (benefit) for income taxes	11	(79)	51	2
Net loss and comprehensive loss	$ (6,810)	$ (8,169)	$ (24,236)	$ (34,264)
Net loss per share attributable to common stockholders, basic and diluted	$ (0.12)	$ (0.16)	$ (0.44)	$ (0.66)
Weighted-average shares used in computing net loss per share attributable to common stockholders, basic and diluted	55,126,312	52,377,805	54,529,397	51,834,063

SIGHT SCIENCES, INC.
Gross Margin Disaggregation (Unaudited)
(in thousands)

	Three Months Ended September 30,		Nine Months Ended September 30,	
	2026	2025	2026	2025
Revenue				
Interventional Glaucoma	$ 21,046	$ 19,718	$ 60,105	$ 56,063
Interventional Dry Eye	3,877	188	7,905	915
Total revenue	24,923	19,906	68,010	56,978
Cost of goods sold				
Interventional Glaucoma	2,688	2,592	6,634	7,662
Interventional Dry Eye	815	117	1,603	438
Total cost of goods sold	3,503	2,709	8,237	8,100
Gross profit				
Interventional Glaucoma	18,358	17,126	53,471	48,401
Interventional Dry Eye	3,062	71	6,302	477
Total gross profit	21,420	17,197	59,773	48,878
Gross margin				
Interventional Glaucoma	*87.2%*	*86.9%*	*89.0%*	*86.3%*
Interventional Dry Eye	*79.0%*	*37.8%*	*79.7%*	*52.1%*
Total gross margin	*85.9%*	*86.4%*	*87.9%*	*85.8%*

SIGHT SCIENCES, INC.
GAAP to Non-GAAP Reconciliation (Unaudited)
(in thousands)

	Three Months Ended September 30,		Nine Months Ended September 30,	
	2026	2025	2026	2025
Operating Expenses:				
Total Operating Expenses	$ 27,548	$ 25,102	$ 82,201	$ 82,308
Less: Stock-based Compensation	(2,810)	(2,382)	(8,382)	(10,245)
Less: Depreciation and Amortization	(110)	(105)	(307)	(379)
Less: Restructuring and Organization Transition Costs	(637)	(2,803)	(637)	(2,803)
Less: Litigation Success Fee	—	—	(5,393)	—
Adjusted Operating Expenses[(1)]	23,991	19,812	67,482	68,881

[1] Please see section titled "Non-GAAP Financial Measures" for additional information.

SIGHT SCIENCES, INC.
Supplemental Financial Measures (Unaudited)

	Three Months Ended September 30,	
	2026	2025
Interventional Glaucoma active customers [1]	1,253	1,197
Interventional Dry Eye lid treatment units sold [2]	4,581	271
Interventional Dry Eye active customers [3]	222	50

[1] "Interventional Glaucoma active customers" means the number of customers who ordered the OMNI Surgical System or the SION Surgical Instrument during the three months ended September 30, 2026 and 2025.
[2] "Interventional Dry Eye lid treatment units sold" means the quantity of TearCare SmartLids® sold during the three months ended September 30, 2026 and 2025.
[3] "Interventional Dry Eye active customers" means the number of customers who ordered lid treatment units during the three months ended September 30, 2026 and 2025.

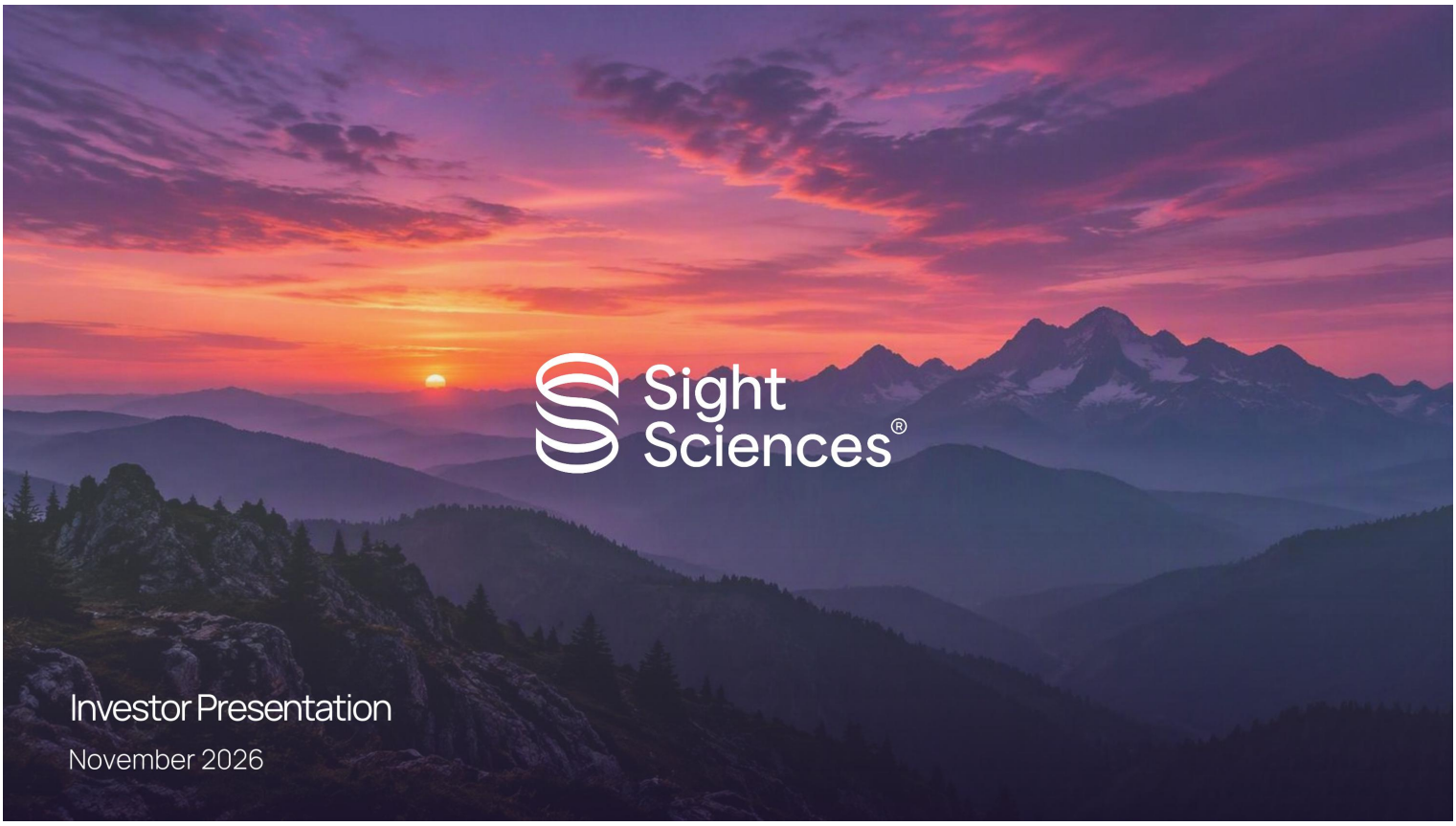
Sight
Sciences®
Investor Presentation
November 2026

Forward-Looking Statements

This presentation, together with other statements and information publicly disseminated by the Company, contains certain forward-looking statements within the meaning of Section 27A of the Securities Act of 1933, as amended, and Section 21E of the Securities Exchange Act of 1934, as amended, which statements are subject to considerable risks and uncertainties. The Company intends such forward-looking statements to be covered by the safe harbor provisions for forward-looking statements contained in the Private Securities Litigation Reform Act of 1995. Forward-looking statements include all statements other than statements of historical fact, including statements regarding our future results of operations, product development, market opportunity, clinical trial results and timeline, and business strategy and plans. The forward-looking statements in this presentation include, but are not limited to, statements concerning the following: the Company's projected financial results, including revenue guidance, adjusted operating expense guidance, and expectations for gross margins; estimates of the Company's addressable markets for its products, including market size, patient population estimates, and market opportunity for standalone and combination minimally invasive glaucoma surgery (MIGS) procedures; the Company's ability to successfully develop and commercialize its product pipeline, including the anticipated timing and commercial impact of the launch of the OMNI® Ultra Surgical System; the expected scope and impact of third-party payer coverage decisions, including Aetna's coverage of the Company's interventional glaucoma technologies, and estimated patient access and reimbursement trends; the Company's ability to obtain and maintain sufficient reimbursement for its products; the Company's plans to scale its commercial resources and pursue expanded market access for its interventional dry eye and interventional glaucoma technologies, including physician targeting and cross-activation of its installed customer base; the Company's strategic initiatives and objectives, including its mission to advance interventional approaches in eye care; the Company's plans to invest in commercial infrastructure; the Company's expectations with respect to tariffs and other economic matters; and regulatory requirements applicable to the Company and its products. These statements often include words such as "anticipate," "expect," "suggests," "plan," "believe," "intend," "estimates," "targets," "projects," "should," "could," "would," "may," "will," "forecast" and other similar expressions. Management bases these forward-looking statements on its current expectations, plans and assumptions affecting the Company's business and industry, and such statements are based on information available to it as of the time such statements are made. Although management believes these forward-looking statements are based upon reasonable assumptions, it cannot guarantee their accuracy or completeness. Forward-looking statements are subject to and involve risks, uncertainties and assumptions that may cause the Company's actual results, performance or achievements to be materially different from any future results, performance, or achievements predicted, assumed or implied by such forward-looking statements. Some of the risks and uncertainties that may cause actual results to materially differ from those expressed or implied by these forward-looking statements are discussed under the caption "Risk Factors" in the Company's annual and quarterly reports with the U.S. Securities and Exchange Commission, as such may be updated from time to time in subsequent filings. These cautionary statements should not be construed by you to be exhaustive and are made only as of the date of this presentation. The Company undertakes no obligation to update or revise any forward-looking statements, whether as a result of new information, future events or otherwise, except as required by applicable law.

Certain information contained in this presentation relates to, or is based on, studies, publications, surveys and other data obtained from third-party sources and the Company's own internal estimates and research. While the Company believes these third-party sources to be reliable, it has not independently verified, and makes no representation as to the adequacy, fairness, accuracy or completeness of, any information obtained from third-party sources. In addition, all of the market data included in this presentation involves a number of assumptions and limitations, and there can be no guarantee as to the accuracy or reliability of such assumptions. Finally, while the Company believes its own estimates and research are reliable, such estimates and research have not been verified by any independent source.

The Company has proprietary rights to trademarks, trade names and service marks appearing in this presentation that are important to its business. Solely for convenience, the trademarks, trade names and service marks may appear in this presentation without the ® and ™ symbols, but any such references are not intended to indicate that the Company forgoes or will not assert, to the fullest extent under applicable law, its rights or the rights of the applicable licensors to these trademarks, trade names and service marks. All trademarks, trade names and service marks appearing in this presentation are the property of their respective owners. The Company does not intend its use or display of other parties' trademarks, trade names or service marks to imply, and such use or display should not be construed to imply, a relationship with, or endorsement or sponsorship of the Company by, these other parties. Without limitation, SIGHT SCIENCES™, SIGHT SCIENCES (with design)®, OMNI®, SION®, TEARCARE®, SMARTLIDS® and TruSync™ are trademarks of Sight Sciences, Inc. in the United States and other countries. RESTASIS® is a registered trademark of Allergan, Inc., and IRIS® is a registered trademark of the American Academy of Ophthalmology.

Certain financial measures, including adjusted operating expenses ("non-GAAP financial measures"), were not prepared in accordance with generally accepted accounting principles in the United States ("GAAP") and are presented in this presentation to provide information that may assist investors in understanding the Company's financial and operating results. The Company believes these non-GAAP financial measures are important performance indicators because they exclude items that are unrelated to, and may not be indicative of, the Company's core financial and operating results. These non-GAAP financial measures, as calculated, may not necessarily be comparable to similarly titled measures of other companies and may not be appropriate measures for comparing the performance of other companies relative to the Company. These non-GAAP financial measures are not intended to represent, and should not be considered more meaningful measures than, or alternatives to, measures of operating performance as determined in accordance with GAAP. To the extent the Company utilizes such non-GAAP financial measures in the future, it expects to calculate them using a consistent method from period to period. Consistent with Securities and Exchange Commission regulations, the Company has not provided a reconciliation of forward-looking non-GAAP financial measures to the most directly comparable GAAP financial measures in reliance on the "unreasonable efforts" exception set forth in the applicable regulations, because there is substantial uncertainty associated with predicting any future adjustments that may be made to the Company's GAAP financial measures in calculating the non-GAAP financial measures. For a reconciliation of non-GAAP financial measures referenced in this presentation to the most directly comparable GAAP measures, please refer to the Company's earnings release issued on November 4, 2026.

Sight Sciences®

We aim to make early intervention the new standard of care in eye care

Two growing franchises, one mission: early intervention

01

Interventional Glaucoma

4M+

Diagnosed glaucoma patients (IG)[37]

- OMNI comprehensively treats the conventional outflow pathway
- Market leader in implant free MIGS
- YTD revenue of $60.1M, up 7% Y/Y

02

Interventional Dry Eye

7M+

Diagnosed moderate-to-severe MGD patients (IDE)[37]

- Market leader and pioneer of the procedural reimbursed MGD category
- SAHARA: All mean signs and symptoms remained statistically significantly better than study baseline at all time points measured through 24 months
- YTD revenue of $7.9M vs. $0.9M PY

03

Proven technologies

>500K

IG & IDE procedures performed[38]

- TearCare: the first and only MGD treatment indicated to improve meibomian gland function
- OMNI: the market leading implant-free microinvasive glaucoma surgery
- IDE procedure growth following Oct '25 MAC fee schedules

Q3 Results: Revenue Growth of 25%, Cash usage improved by 74%

Q3 2026 REVENUE

$24.9M +25% Y/Y

Third consecutive quarter of double-digit revenue growth; **Two growing segments; IDE scaling rapidly**

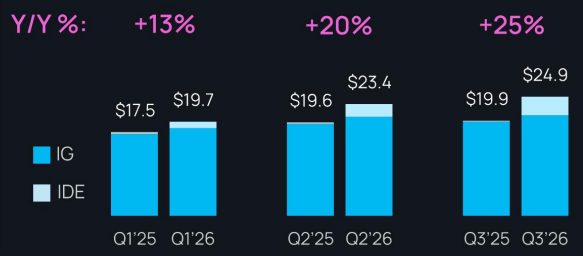

YTD Adj. OpEx at 99% of revenue (vs. 121% in PY)



Investing for Growth While Reducing Cash Usage

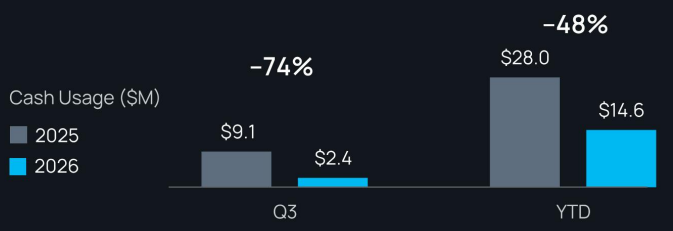

IX: The Intersection of Intervention



- Same practices, same patients. Many glaucoma patients have dry eye, and are seeking treatment for both conditions by the same eyecare provider
- **500K+** interventional procedures to date across our IG and IDE businesses
- A common interventional model. Procedural intervention vs daily eye drops
- Two large, underserved markets in Glaucoma and Dry Eye

Activate the Path to Early Intervention

A strategic roadmap to transform eyecare for glaucoma and dry eye patients by reducing patient burden, slowing disease progression, and improving outcomes.

EMBRACE

Embrace procedural intervention as a better alternative to medication management

IDENTIFY

Identify patients who can benefit from procedural intervention as a better alternative to medication management

EDUCATE

Educate the patient on the benefits of procedural intervention

INTERVENE

Intervene procedurally and address underlying disease over symptom management

Interventional Dry Eye



MGD Affects Millions of People

U.S. patients diagnosed with Dry Eye Disease (DED) [2]

~19

Million DED patients

Up to 86% of DED is associated with poor tear quality due to Meibomian Gland Dysfunction (MGD) [2, 3]

~13 – 16

Million MGD patients

~50% of DED patients have moderate to severe symptoms [2] (most likely to seek treatment + targeted patient population in SAHARA RCT)

~7 – 8

Million moderate to severe MGD DED patients

Normal

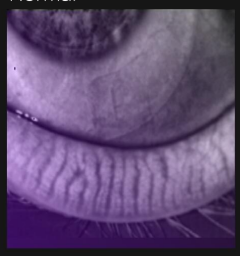

Mild

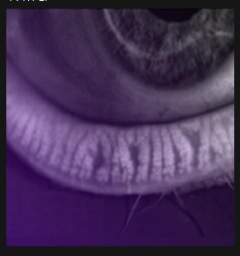

Moderate



Severe



A new order of care

Providers can intervene sooner with the power to **preserve**

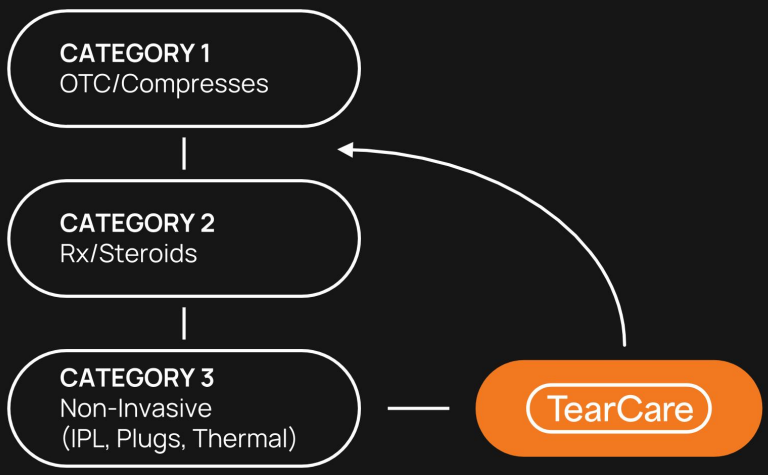

TearCare® is making earlier intervention a reality

Effective intervention shouldn't wait, because meibomian gland dropout is **irreversible and critical to ocular surface health** [4-6]

TearCare targets the root cause of MGD: **obstructed glands** with demonstrated improvement of meibomian gland function [7]

SAHARA Results: TearCare was **clinically superior** in its primary signs endpoint (TBUT) as compared to Restasis, and showed significant improvements in all signs and symptoms [8]

Published budget impact analysis demonstrates **economic savings** for payors as compared to a commonly used prescription dry eye medication [9]

MGD is an Underserved Disease State



- The current market is dominated by eyedrops that do not address the underlying causes of MGD [10]
- Many dry eye treatments focus on increasing tear volume in aqueous deficient patients
- No interventional standard of care for treatment of MGD
- There is poor patient compliance with the use of Rx and OTC eyedrops for treatment [11]

OUR TECHNOLOGY: TEARCARE

TearCare Offers a Comprehensive Intervention Driving Leading Clinical Outcomes for Evaporative Dry Eye Disease Due to MGD

TearCare
Sight Sciences



Comprehensive therapy to treat diseased meibomian glands

Leading Clinical Trial Results: SAHARA, OLYMPIA

>80K Procedures Performed [12]

TearCare: The first and only MGD Treatment Indicated to Improve Meibomian Gland Function

01 Application



Thin, wearable SmartLids® conform to the eyelid and allow natural blinking

02 Therapy



Precise, consistent, software-controlled thermal therapeutic melting cycle (at 45°C +/- 0.7°C for 15 minutes)[13]

03 Expression



Comprehensive gland clearing protocol allows providers to manually evacuate the melted meibum comfortably

SAHARA: Randomized Controlled Trial comparing TearCare and Restasis®[14]

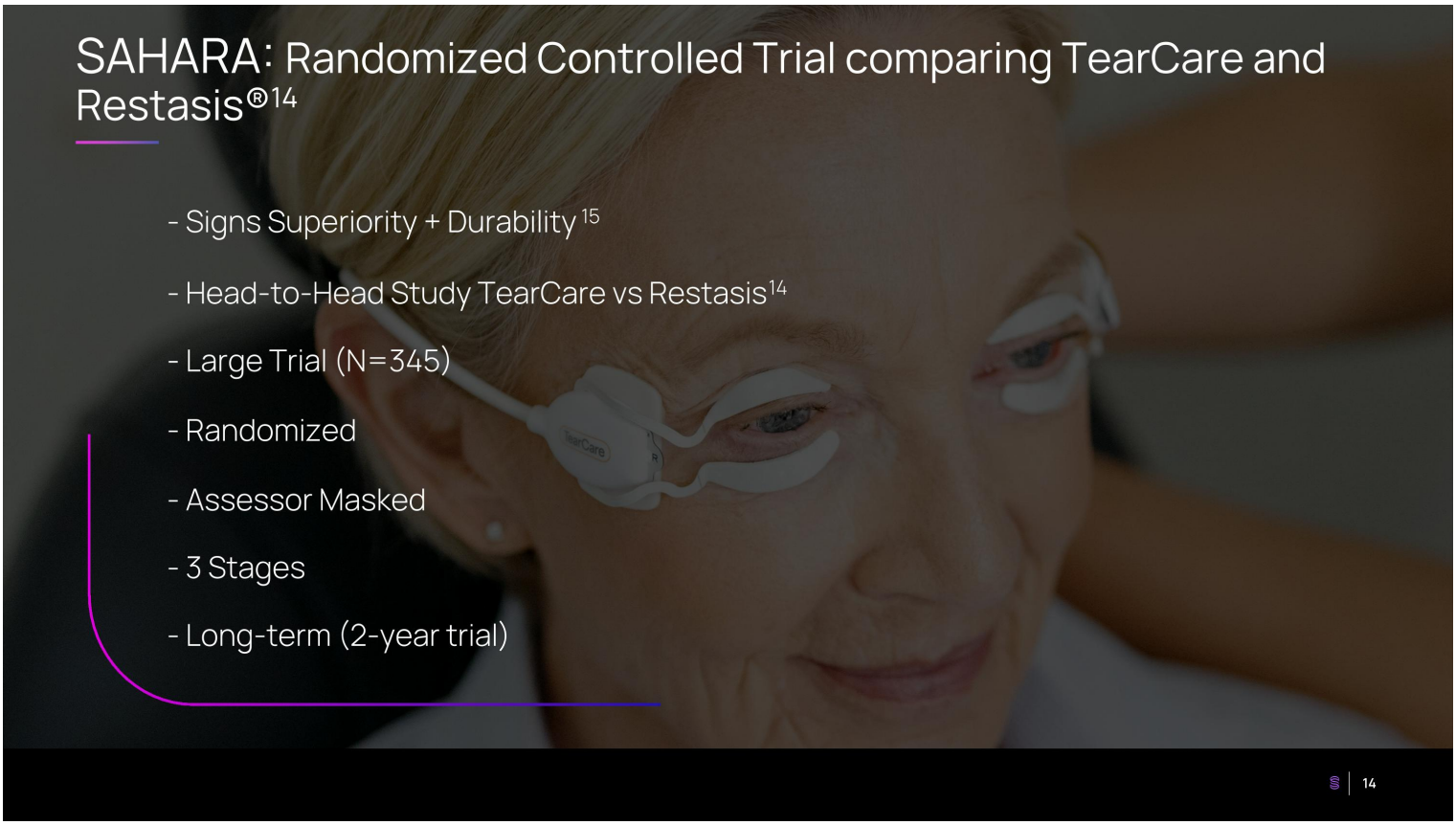

- Signs Superiority + Durability [15]
- Head-to-Head Study TearCare vs Restasis[14]
- Large Trial (N=345)
- Randomized
- Assessor Masked
- 3 Stages
- Long-term (2-year trial)

SAHARA RCT: Results

TearCare Superior to Restasis in Tear Breakup Time Improvement [18]

PHASE 1: TearCare Results at 6 Months

- Superior to Restasis [14, 16] in tear break-up time (TBUT)
- Non-inferior to Restasis in ocular surface disease index (OSDI) [17]
- Significant improvements in all signs and symptoms measured

PHASE 2: Restasis Cross-Over to TearCare Results at 12 Months

- Patients previously treated with Restasis had additional clinically meaningful improvements in the signs and symptoms of DED when crossed over to TearCare at Month 6. These improvements persisted through Month twelve without continued Restasis use.
- TBUT improved by an additional 1.1 seconds three months after cross-over to TearCare and improvement persisted (0.6 seconds) at month twelve, six months later

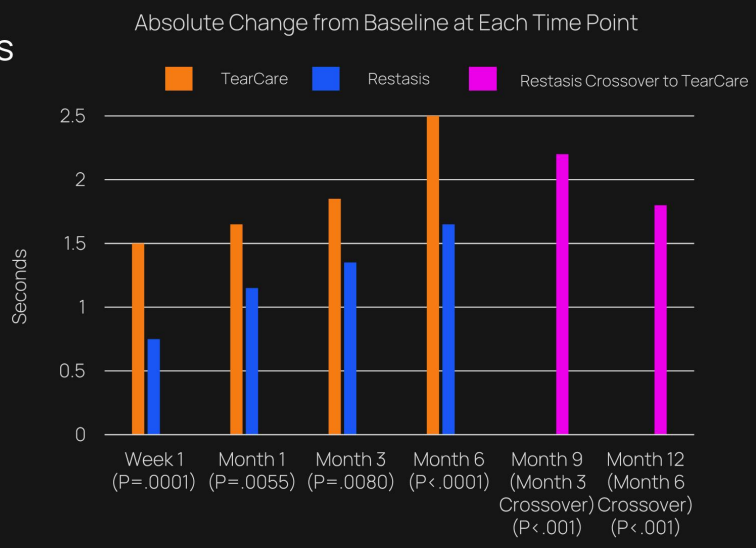

SAHARA RCT: Results

PHASE 3: 24 Month Data

- All mean signs and symptoms remained statistically significantly better than study baseline at all time points measured through the end of study at 24 months
- Showed the durability and procedural treatment effect of TearCare - the majority (66%) of participants treated with TearCare at baseline and again at Month 5 required no additional treatment based on pre-defined retreatment criteria[19]
- Treatment twice per year can provide meaningful improvement and symptomatic relief for patients with moderate to severe dry eye.

2 TearCare therapies in the first 5 months provided **2 years of relief** for the majority of study patients[19]

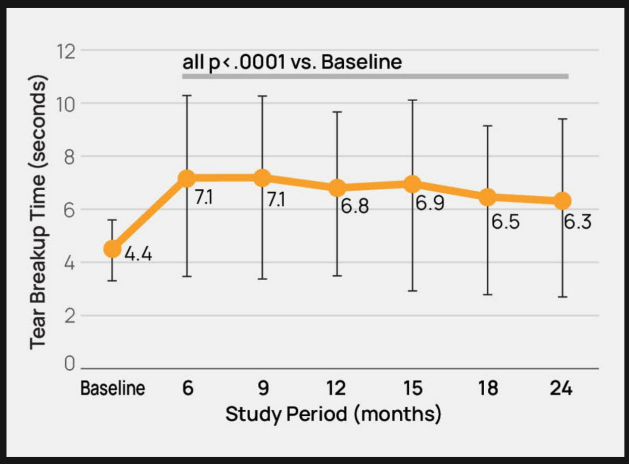

Interventional Dry Eye

Scaling Commercially And Pursuing Expanded Market Access

With the power of TearCare, we can:

- **Improve the lives of U.S. MGD patients**
- Scale commercial resources with market access wins
- Target ~6,500 physicians identified as most likely to adopt MGD treatment procedures[20]
- Activate a large installed customer base, over 80,000 SmartLids sold[21], built across real-world testing and data collection since 2019
- Leverage synergies with our Interventional Glaucoma customer base and commercial infrastructure



Interventional Glaucoma



Glaucoma

- Leading cause of irreversible blindness[22]

- Predominantly managed with daily eye drops (compliance often poor) [23]



Normal



Mild



Moderate



Severe

Large + Underserved Market

>4 MILLION U.S. patients diagnosed with Glaucoma[22]

OUR TECHNOLOGY: OMNI® SURGICAL SYSTEM

OMNI Offers Leading Clinical Outcomes for Primary Open-Angle Glaucoma (POAG)

OMNI
Sight Sciences



Comprehensive treatment of diseased conventional outflow pathway

Leading clinical trial and registry results: ROMEO, GEMINI, AAO IRIS® Registry

>430K **Procedures Performed** [24]

OMNI Comprehensively Treats the Conventional Outflow Pathway

Minimally Invasive + Efficacious

A comprehensive procedure enabled by the OMNI® Surgical System to help restore natural outflow in the eye with up to 360° treatment of all three areas of resistance[25] in the conventional outflow pathway

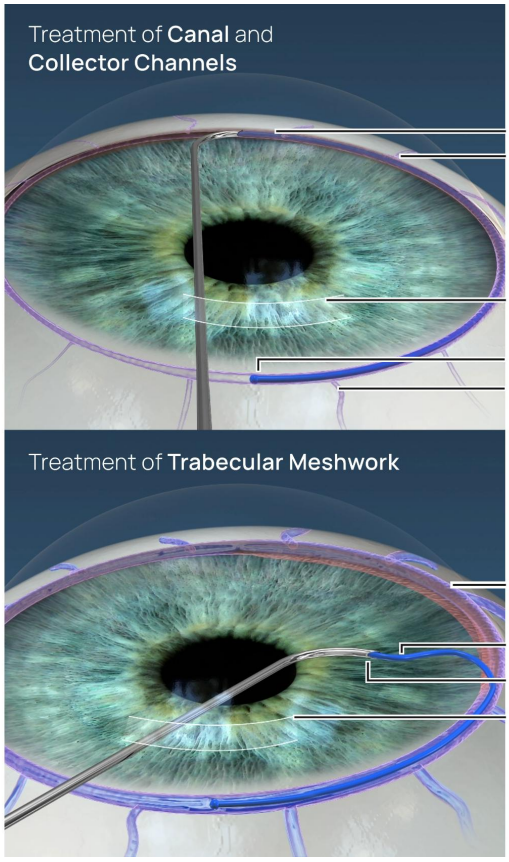

OMNI is Proven with Robust Clinical Evidence & Broad FDA Indication

OMNI is the most comprehensive implant-free Minimally Invasive Glaucoma Surgery (MIGS) technology, designed to effectively treat the full spectrum of primary open-angle glaucoma (POAG)[26]

OMNI with patented TruSync™ Technology is the only MIGS device with an FDA indication that allows for:

- Use in combination cataract or standalone (without cataract) procedures
- Access up to 360 degrees of the diseased conventional outflow pathway through a clear corneal microincision
- Comprehensive treatment of all three areas of resistance[25] in the diseased conventional outflow pathway
- Use in adult patients with POAG across the spectrum of disease severity

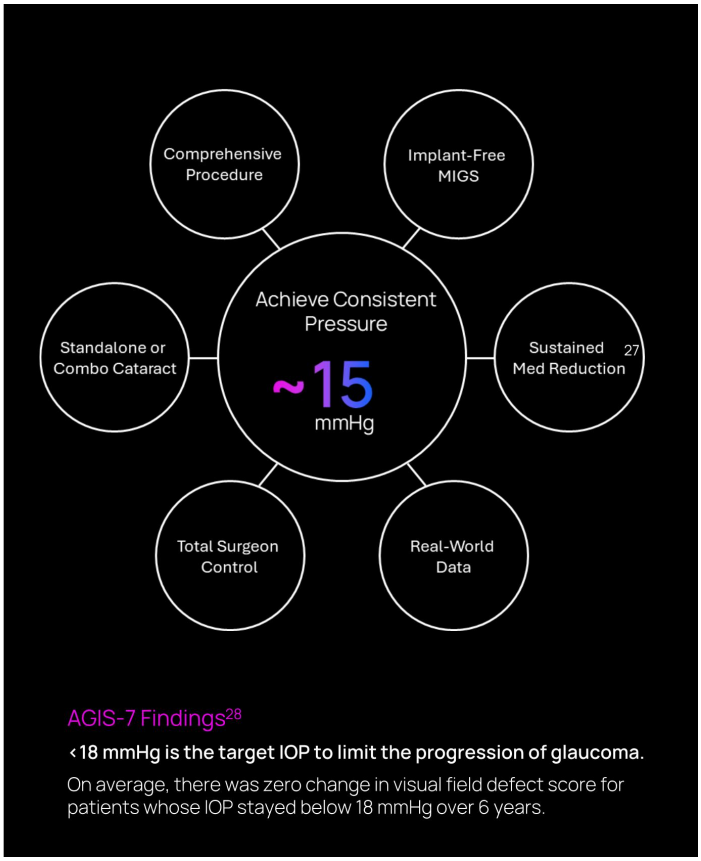

AGIS-7 Findings[28]

<18 mmHg is the target IOP to limit the progression of glaucoma.

On average, there was zero change in visual field defect score for patients whose IOP stayed below 18 mmHg over 6 years.

Consistent Efficacy of OMNI in Combination Cataract (CC) and Standalone (SA) Clinical Trials[29-32]

COMBINATION CATARACT

GEMINI (12 Months)[33]

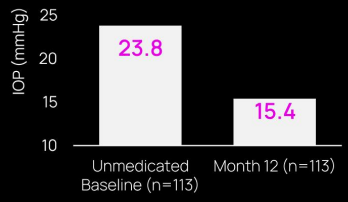

ROMEO Elevated IOP CC (24 Months)

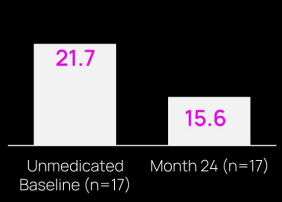

STANDALONE

ROMEO Elevated IOP SA (24 Months)

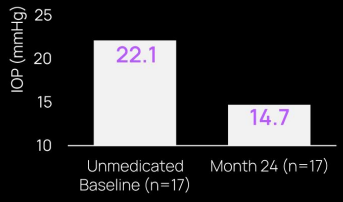

TREY SA (11 Months)[33]



EFFICACY DEMONSTRATED OUT TO 3 YEARS

GEMINI 2 IOP Outcomes CC (36 Months)



GEMINI 2 # of Medications Outcomes CC (36 Months)

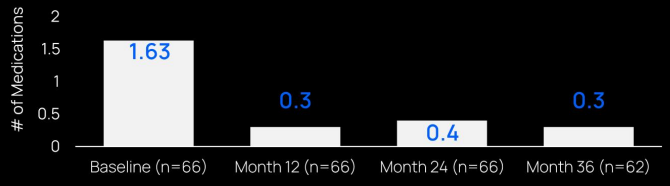

Large and Unmet Clinical Need for Standalone MIGS

Combination Cataract

~15% of POAG eyes[34], ~90% of MIGS procedures[34]

Established, growing market

Benefits from inherent IOP-lowering effect of cataract surgery

Share-taking driven by efficacy, fast recovery times and attractive safety profile

Standalone

~85% of POAG eyes[34], ~10% of MIGS procedures[34]

Large, underserved patient population

MIGS procedure is the SOLE reason for operating room visit

Standalone adoption requires a procedure with robust safety and efficacy, without the benefit of cataract surgery



MIGS for the Standalone Pseudophakic Patient

The Glaucoma Patient Journey[35]

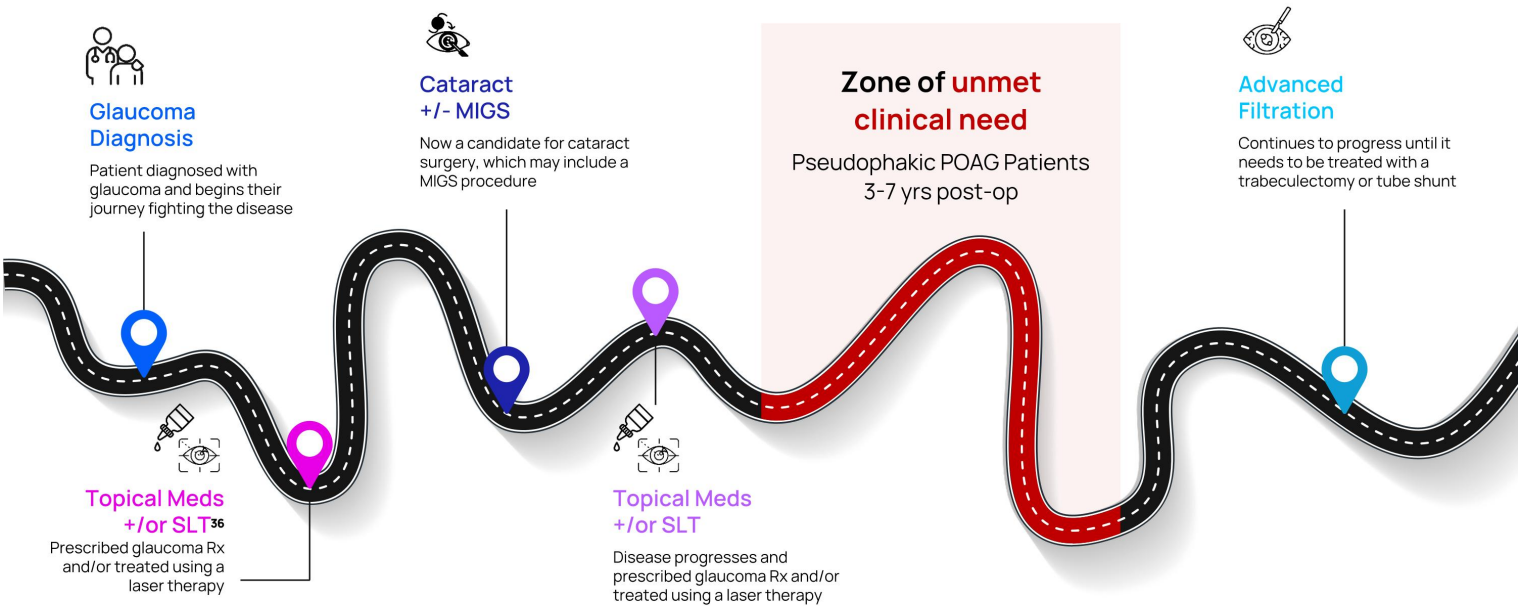

[36] Selective Laser Trabeculoplasty .

Returning to High Growth in 2026

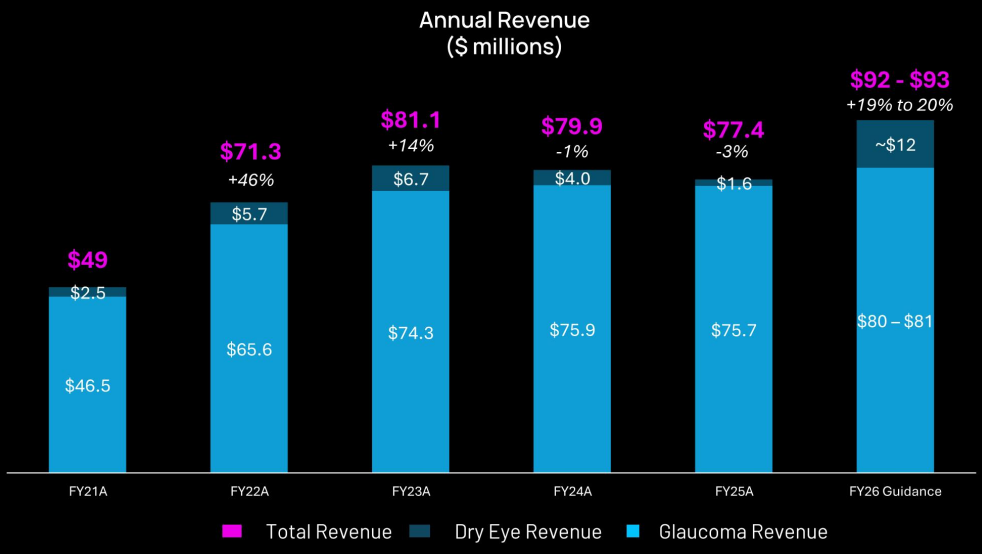

Historical financial results, including with respect to revenue and gross margin, may not be indicative of future financial results due to numerous risks and uncertainties, including those addressed in the "Risk Factors" section of the Company's filings with the U.S. Securities and Exchange Commission.

+25%

Q3 2026 Y/Y
Revenue Growth

+19%

YTD FY26 Y/Y
Revenue Growth

FY26 Guidance

Revenue

$92M - $93M [39]

+19% to 20% y/y

Adj. OpEx [1]

$92M - $94M [39]

+5% to 7% y/y


Sight
Sciences®

References

1. Adjusted operating expenses is a non-GAAP financial measure, which is calculated as operating expenses less stock-based compensation expense, depreciation and amortization, restructuring costs, and other one-time costs. For a reconciliation of adjusted operating expenses to operating expenses, please refer to our earnings release issued on November 4, 2026.
2. Market Scope 2025 Dry Eye Device Report.
3. Lemp MA, Crews LA, Bron AJ, Foulks GN, Sullivan BD. Distribution of aqueous-deficient and evaporative dry eye in a clinic-based patient cohort: a retrospective study. Cornea. 2012;31(5):472-478.
4. Gutgesell VJ et al. *Am J Ophthalmol.* 1982;94(3):383-387.
5. Liu S, et al. *Invest Ophthalmol Vis Sci.* 2011;52(5):2727-2740. doi: 10.1167/iovs.10-6482.
6. Finis D, et al Curr Eye Res. 2015;40(10):982-989. doi:10.3109/02713683.2014.971929.
7. Gupta PK, et al. Cornea. 2022;41(4):417-426. doi:10.1097/ICO.0000000000002837.
8. Ayres BD, Bloomenstein M, Loh J, Chester T, Saenz B, Echegoyen J, Kannarr SR, Perez V, Rodriguez T, Dickerson JE Jr. A randomized, controlled trial comparing TearCare and cyclosporine ophthalmic emulsion for the treatment of dry eye disease (SAHARA). Clin Ophthalmol 2023;17:3925-3940.
9. Chester T, Longo R, Masseria C, Riley P, Patel C, Mody L. Budget impact analysis (BIA) of the TearCare System for the treatment of meibomian gland dysfunction (MGD)-associated dry eye disease (DED) in the United States (US). Exp Rev Ophthalmol 2025;20: 55-61, DOI: 10.1080/17469899.2024.2444930
10. Market Scope 2025 Dry Eye Device Report and Dry Eye Pharmaceuticals Report and internal estimates.
11. Uchino M. Adherence to Eye Drops Usage in Dry Eye Patients and Reasons for Non-Compliance: A Web-Based Survey. J Clin Med. 2022 Jan; 11(2): 367.1.
12. Estimate based on Dry Eye Treatment Lids shipped as of September 30, 2026.
13. Gupta et al. Cornea 2022;41:417–426
14. Restasis is a trademark of Allergan™ an AbbVie company
15. Endpoints for SAHARA include superiority over Restasis at six months in our primary objective endpoint, tear break-up time. Study through 24 months to show duration of effectiveness. Ayres BD, Bloomenstein MR, Loh J, et al. A Randomized, Controlled Trial Comparing TearCare® and Cyclosporine Ophthalmic Emulsion for the Treatment of Dry Eye Disease (SAHARA). Clin Ophthalmol. 2023;17:3925-3940. Hovanesian J, Ayres BD, Bloomenstein MR, Loh J, Chester T, Saenz B, Echegoyen J, Kannarr SR, Rodriguez TC, Dickerson JE Jr. Durability of the TearCare treatment effect in subjects with dry eye disease: Stage 3 of the Sahara randomized controlled trial. Optom Vision Sci 2025;102:495-504 doi:10.1097/OPX.0000000000002278.
16. Endpoints for SAHARA include superiority over Restasis at six months in our primary objective endpoint, tear break-up time. TearCare treatment at Baseline and Month 5, Restasis twice a day for six months. Study through 24 months to show duration of effectiveness.
17. Ocular Surface Disease Index is a commonly used patient-reported survey to assess dry eye severity.
18. Ayres BD, Bloomenstein M, Loh J, Chester T, Saenz B, Echegoyen J, Kannarr SR, Rodriguez T, Dickerson JE Jr. Improved Signs and Symptoms of Dry Eye Disease for Restasis® Patients Following a Single Tearcare® Treatment: Phase 2 of the SAHARA Study. Clin Ophthalmol 2024;18:1525-1534

References

19. 66% of TearCare® patients experienced dry eye relief for 2 years from study baseline. Study baseline refers to assessment at the start of SAHARA prior to any treatment and 5 months prior to the start of the Stage 3 durability stage. Months are measured from Study Baseline. Error bars are ± 1 standard deviation. Hovanesian J, Ayres BD, Bloomenstein MR, Loh J, Chester T, Saenz B, Echegoyen J, Kannarr SR, Rodriguez TC, Dickerson JE Jr. Durability of the TearCare treatment effect in subjects with dry eye disease: Stage 3 of the Sahara randomized controlled trial. Optom Vision Sci 2025;102:495-504 doi:10.1097/OPX.0000000000002278.
20. Estimated as of September 30, 2025 based on review of claims data and Company analytics
21. As of September 30, 2026
22. Market Scope 2025 report and JAMA Ophthalmology Prevalence of Glaucoma Among US Adults in 2022 Oct 17, 2024 .
23. Newman-Casey PA, Robin AL, Blachley T, Farris KB, Heisler M, Resnicow K, Lee PP. The most common barriers to glaucoma medication adherence: A cross-sectional survey. Ophthalmology. 2015 Jul;122(7):1308-16. doi: 10.1016/j.ophtha.2015.03.026.
24. Estimate based on units of OMNI (and predicates) and SION products shipped as of September 30, 2026
25. Trabecular meshwork, Schlemm's Canal, and collector channels
26. Dickerson J, et al. Ab Interno Canaloplasty and Trabeculotomy Outcomes for Mild, Moderate, and Advanced Open-Angle Glaucoma: A ROMEO Analysis. Clin Ophthalmol. 2024: 18 1433-1440.
27. GEMINI 36-month paper (Greenwood MR, Yadgarov A, Flowers BE, Sarkisian SR, Ohene-Nyako A, Dickerson JE Jr. 36-month outcomes from the prospective GEMINI study: canaloplasty and trabeculotomy combined with cataract surgery for patients with primary open-angle glaucoma. Clin Ophthalmol 2023;17:3817-3824.)
28. The Advanced Glaucoma Intervention Study (AGIS): 7. The relationship between control of intraocular pressure and visual field deterioration. The AGIS Investigators
29. GEMINI (Clin Ophthalmol. 2022;16:1225–1234)
30. TREY (Int Ophthalmol (2022))
31. ROMEO 2 Year (Clin Ophthalmol. 2023:17 1057–1066)
32. GEMINI 2: Greenwood MD et al. 36-Month Outcomes from the Prospective GEMINI Study: Canaloplasty and Trabeculotomy Combined with Cataract Surgery for Patients with Primary Open-Angle Glaucoma. Clinical Ophthalmology (December 2023).
33. Data refers to sub-populations of POAG patients.
34. Represents Company analysis of third-party estimates based on 2025 data.
35. ESCRS. "Glaucoma Treatment Paradigm Shift." By Dr. Karl Mercieca. EuroTimes.
36. Selective Laser Trabeculoplasty .
37. Market Scope 2025 Dry Eye Device Report; Market Scope 2025 report and JAMA Ophthalmology, Prevalence of Glaucoma Among US Adults.
38. >500K estimate based on units of OMNI (and predicates), SION and TearCare products shipped as of September 30, 2026.
39. The Company expects full year 2026 revenue of approximately $92.0 to $93.0 million and adjusted operating expenses of $92.0 to $94.0 million, as of the Company's earnings release dated November 4, 2026